




# N.A.G.S



400m Freestyle Men Final

2023 Apollo Projects NZ Age Group S...

Points Swimmers Files Scoreboard

Session 2 Wed   05:40 PM	Session 3 Thu   09:10 AM	Session 4 Thu   05:40 PM	Session 5 Fri   09:10 AM	Session 6 Fri   05:40 PM	Session 7 Sat   09:10 AM	Session 8 Sat   05:40 PM	Session 9 Sun   09:10 AM
-----------------------------	-----------------------------	-----------------------------	-----------------------------	-----------------------------	-----------------------------	-----------------------------	-----------------------------

Session 10   Sunday 05:40 PM	
33	05:40 PM   100m Backstroke Men Final
113	05:57 PM   100m Backstroke Men Mul...
34	06:02 PM   100m Backstroke Women ...
114	06:19 PM   100m Backstroke Women ...
35	06:24 PM   200m Butterfly Men Final
36	06:48 PM   200m Butterfly Women Final
37	07:37 PM   400m Freestyle ... <span>LIVE</span>
115	08:11 PM   400m Freestyle Men Multi...
116	08:20 PM   400m Freestyle Women M...
38	08:29 PM   50m Breaststroke Men Final
39	08:43 PM   50m Breaststroke Women ...
40	08:58 PM   1500m Freestyle Women F...
1000	09:19 PM   4x50m Freestyle Champio...

36 **200m Butterfly Women Final** Unofficial

Qualified Summary

1 **Final 13 years, 1 (5)** Official

heat Started at: 06:51 PM

Lane	Competitor	Age	Club	RT	FINA	Rank	Result
4	<b>Paige Conley</b>	13	Whan...	+0.83		1	<b>2:39.36</b> Entry: 2:47.06 (- 7.70)
	50m: 34.25		100m: 1:15.89 (41.64)				
	150m: 1:59.64 (43.75)		200m: 2:39.36 (39.72)				

2 **Final 14 years, 2 (5)** Official

heat Started at: 06:55 PM

Lane	Competitor	Age	Club	RT	FINA	Rank	Result
1	<b>Charlie Chol...</b>	14	New C...	+0.75		6	<b>2:40.12</b> Entry: 2:43.94 (- 3.82)
	50m: 34.87		100m: 1:15.04 (40.17)				
	150m: 1:57.60 (42.56)		200m: 2:40.12 (42.52)				
2	<b>Leah Yang</b>	14	Howic...	+0.71		5	<b>2:37.14</b> Entry: 2:40.59 (- 3.45)
	50m: 32.79		100m: 1:11.21 (38.42)				
	150m: 1:52.77 (41.56)		200m: 2:37.14 (44.37)				
3	<b>Lola Nicholls</b>	14	Napie...	+0.66		3	<b>2:31.36</b> Entry: 2:34.02 (- 2.66)
	50m: 31.68		100m: 1:08.80 (37.12)				
	150m: 1:48.80 (40.00)		200m: 2:31.36 (42.56)				
4	<b>Milan Glint...</b>	14	Kiwi ...	+0.75		1	<b>2:24.02</b> Entry: 2:32.27 (- 8.25)
	50m: 30.35		100m: 1:05.99 (35.64)				
	150m: 1:44.04 (38.05)		200m: 2:24.02 (39.98)				
5	<b>Blanche Fre...</b>	14	New C...	+0.75		2	<b>2:28.48</b> Entry: 2:33.74 (- 5.26)
	50m: 33.58		100m: 1:11.88 (38.30)				
	150m: 1:50.73 (38.85)		200m: 2:28.48 (37.75)				
6	<b>Madison M...</b>	14	Hamil...	+0.77		4	<b>2:36.27</b> Entry: 2:36.66 (- 0.39)
	50m: 33.25		100m: 1:13.18 (39.93)				
	150m: 1:54.32 (41.14)		200m: 2:36.27 (41.95)				
7	<b>Marina Nadi...</b>	14	Nga T...	+0.60		7	<b>2:40.68</b> Entry: 2:42.82 (- 2.14)
	50m: 33.81		100m: 1:14.88 (41.07)				
	150m: 1:57.62 (42.74)		200m: 2:40.68 (43.06)				
8	<b>Kahlea Norris</b>	14	Hamil...	+0.71		8	<b>2:43.06</b> Entry: 2:47.23 (- 4.17)
	50m: 33.95		100m: 1:14.66 (40.71)				
	150m: 1:57.35 (42.69)		200m: 2:43.06 (45.71)				

3 **Final 15 years, 3 (5)** Official

heat Started at: 06:59 PM



Lane	Competitor	Age	Club	RT	FINA	Rank	Result
2	<b>Trelise Chote</b>	15	Evoluti...	+0.69		5	<b>2:34.62</b> Entry: 2:37.40 (- 2.78)
	50m: 32.86		100m: 1:11.53 (38.67)				
	150m: 1:52.88 (41.35)		200m: 2:34.62 (41.74)				
3	<b>Chloe Peters</b>	15	Hamil...	+0.70		2	<b>2:26.46</b> Entry: 2:32.42 (- 5.96)



	50m: 31.06 150m: 1:45.49 (38.15)	100m: 1:07.34 (36.28) 200m: 2:26.46 (40.97)				
4	<b>Sophie Barry</b>	15	United... +0.74	3	<b>2:31.23</b> Entry: 2:29.43 (+ 1.80)	
	50m: 31.18 150m: 1:46.70 (39.69)	100m: 1:07.01 (35.83) 200m: 2:31.23 (44.53)				
5	<b>Olivia Emm...</b>	15	Hamil... +0.76	1	<b>2:25.98</b> Entry: 2:30.09 (- 4.11)	
	50m: 31.26 150m: 1:46.51 (39.16)	100m: 1:07.35 (36.09) 200m: 2:25.98 (39.47)				
6	<b>Annabel Gre...</b>	15	Nelso... +0.78	4	<b>2:31.99</b> Entry: 2:33.41 (- 1.42)	
	50m: 33.48 150m: 1:51.88 (39.28)	100m: 1:12.60 (39.12) 200m: 2:31.99 (40.11)				
7	<b>Kate McLaren</b>	15	Trojan... +0.70	6	<b>2:38.47</b> Entry: 2:41.40 (- 2.93)	
	50m: 33.27 150m: 1:54.63 (42.04)	100m: 1:12.59 (39.32) 200m: 2:38.47 (43.84)				

4	<b>Final 16 years, 4 (5)</b>						Official
heat	Started at: 07:03 PM						
Lane	Competitor	Age	Club	RT	FINA	Rank	Result
1	<b>Samantha ...</b>	16	St Pau... +0.79			6	<b>2:47.59</b> Entry: 2:47.64 (- 0.05)
	50m: 35.42 150m: 2:01.49 (43.67)	100m: 1:17.82 (42.40) 200m: 2:47.59 (46.10)					
2	<b>Catherine S...</b>	16	Pirate... +0.75			5	<b>2:34.35</b> Entry: 2:35.81 (- 1.46)
	50m: 33.94 150m: 1:53.92 (40.39)	100m: 1:13.53 (39.59) 200m: 2:34.35 (40.43)					
4	<b>Brooke Swan</b>	16	Tasm... +0.63			1	<b>2:22.08</b> Entry: 2:27.00 (- 4.92)
	50m: 31.25 150m: 1:43.61 (36.73)	100m: 1:06.88 (35.63) 200m: 2:22.08 (38.47)					
5	<b>Danielle Asi...</b>	16	Howic... +0.69			2	<b>2:23.93</b> Entry: 2:27.84 (- 3.91)
	50m: 31.89 150m: 1:45.01 (36.88)	100m: 1:08.13 (36.24) 200m: 2:23.93 (38.92)					
6	<b>Hannah Ca...</b>	16	Tawa ... +0.80			3	<b>2:26.49</b> Entry: 2:30.13 (- 3.64)
	50m: 32.66 150m: 1:47.88 (38.35)	100m: 1:09.53 (36.87) 200m: 2:26.49 (38.61)					
7	<b>Hannah Piper</b>	16	United... +0.57			4	<b>2:32.21</b> Entry: 2:36.39 (- 4.18)
	50m: 32.93 150m: 1:50.40 (39.66)	100m: 1:10.74 (37.81) 200m: 2:32.21 (41.81)					

5	<b>Final 17-18 years, 5 (5)</b>						Official
heat	Started at: 07:08 PM						
Lane	Competitor	Age	Club	RT	FINA	Rank	Result
0	<b>Kate Wheeler</b>	17	United... +0.72			9	<b>2:35.70</b> Entry: 2:31.40 (+ 4.30)
	50m: 32.06 150m: 1:51.73 (41.55)	100m: 1:10.18 (38.12) 200m: 2:35.70 (43.97)					
1	<b>Zoe Wilkins...</b>	17	Evoluti... +0.77			8	<b>2:29.17</b> Entry: 2:29.34 (- 0.17)
	50m: 32.53 150m: 1:49.83 (39.82)	100m: 1:10.01 (37.48) 200m: 2:29.17 (39.34)					
2	<b>Emilia Finer</b>	18	Neptu... +0.69			4	<b>2:24.62</b> Entry: 2:27.36 (- 2.74)
	50m: 32.20 150m: 1:46.79 (37.78)	100m: 1:09.01 (36.81) 200m: 2:24.62 (37.83)					
3	<b>Samantha ...</b>	17	Tasm... +0.75			3	<b>2:22.20</b> Entry: 2:26.35 (- 4.15)
	50m: 30.46 150m: 1:42.05 (37.08)	100m: 1:04.97 (34.51) 200m: 2:22.20 (40.15)					
4	<b>Neve Tassic...</b>	17	Nga T... +0.75			1	<b>2:17.99</b> Entry: 2:21.21 (- 3.22)
	50m: 30.25 150m: 1:40.94 (36.12)	100m: 1:04.82 (34.57) 200m: 2:17.99 (37.05)					
5	<b>Grace Baik</b>	18	United... +0.66			2	<b>2:21.63</b> Entry: 2:21.63 (+ 0.00)
	50m: 30.89 150m: 1:43.16 (37.75)	100m: 1:05.41 (34.52) 200m: 2:21.63 (38.47)					
6	<b>Maia Adams</b>	18	Raum... +0.69			7	<b>2:27.22</b> Entry: 2:27.27 (- 0.05)
	50m: 32.29 150m: 1:48.49 (38.56)	100m: 1:09.93 (37.64) 200m: 2:27.22 (38.73)					
7	<b>Kendall Oliver</b>	17	Howic... +0.66			6	<b>2:26.51</b> Entry: 2:28.08 (- 1.57)

50m: 32.54      100m: 1:09.03 (36.49)  
150m: 1:47.78 (38.75)      200m: 2:26.51 (38.73)

8  Charlie Two... 18  Coast... +0.67 5 **2:26.29**  
Entry: 2:30.36 (- 4.07)  
50m: 31.86      100m: 1:09.18 (37.32)  
150m: 1:47.63 (38.45)      200m: 2:26.29 (38.66)

9  Poppy Hend... 17  Neptu... +0.76 10 **2:36.76**  
Entry: 2:34.89 (+ 1.87)  
50m: 32.55      100m: 1:12.51 (39.96)  
150m: 1:53.90 (41.39)      200m: 2:36.76 (42.86)